

How to find parts on Parts.Cat.Com

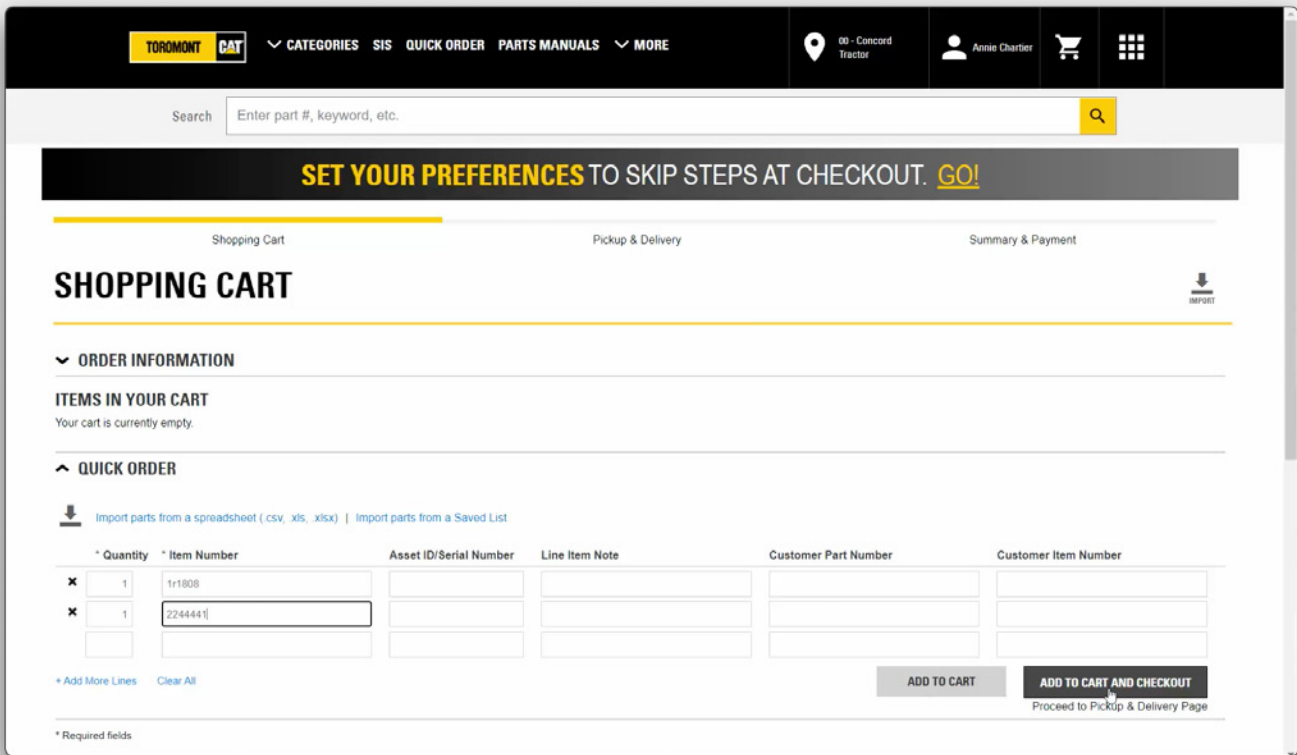
There are several ways to find the parts you need on Parts.cat.com. Which method works best will depend on the information you have available.

We'll briefly touch on six options in this video:

If you know the part numbers: We recommend [Quick Order](#) or [Part Number Search](#)

If you know your Equipment Serial Number, then [Parts Manuals](#) and [Serial Number Search](#) will be the most helpful.

If you have neither of those, you can still find the right parts using [Shop by Category](#) and the [general search](#).



Quick Order

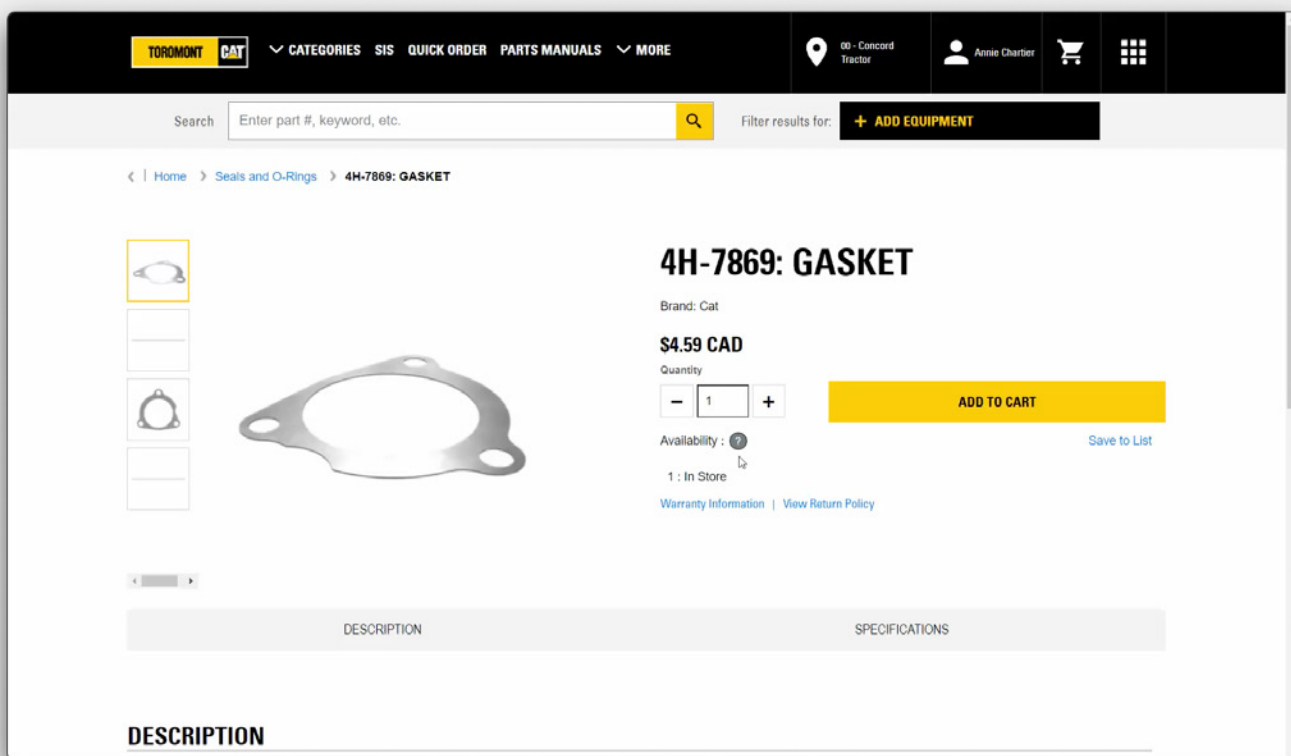
If you already know the part numbers you want to order, click on [Quick Order](#).

This form lets you quickly enter the quantities and item numbers, along with optional fields where you can enter additional details if desired.

Once you have entered all your parts, you have two options. If you would like to review your items and continue shopping, click [Add to Cart](#).

If you are ready to move into the checkout process, click [Add to Cart and Checkout](#).

Either way you will have the opportunity to review the order before it is placed. You will also see any alternative or replacement parts offered.



Part Number Search

A second option, if you know your part number and would like to learn more about the item before putting it in your cart, is the **Part Number Search**.

On the homepage, enter a part number in the search field, and click on the search icon.

You'll be taken to a page with details including the price and availability at your Toromont Cat branch, as well as details such as description and specifications. If you are ready to purchase, click **Add to Cart**.

TOROMONT CAT | CATEGORIES | SIS | QUICK ORDER | PARTS MANUALS | MORE

00 - Concord Tractor | Annie Chartier

PARTS MANUALS

PART TYPE | **EQUIPMENT ***

Enter part keyword(s) here: | ERM00178 | **SEARCH**

* Required fields

RESULTS FOR: ERM00178

795F AC TRUCK
Machine Serial Number - ERM00178 (Build Date - 07/29/2011)

C175 ENGINE - MACHINE
Engine Serial Number - JTL01133 (Build Date - 08/11/2014, Test Date - 08/12/2014, Ship Date -)

PRODUCT - ENTIRE GROUP (ERM00178)

Note	Serial No.	Part No.	Part Name	Price	Req. Qty.	Qty
		2845900	COMMON AR			
		3317185	SWITCH GP-TIMER			
		3393573	INDICATOR GP-BRAKE WEAR			
		304-5217	PRECLEANER GP			
		3398901	ELECTRONICS GP-MONITOR			
		3126445	PLATE & FILM GP			
		2723377	LADDER GP			

Parts Manuals

If you have the Serial Number of the equipment being serviced, you can use the [Parts Manuals](#) to find the correct parts.

You can enter the [Part Type](#) and [Equipment](#) serial number manually and click the [Search](#) button.

The search results will be limited to the items that fit the equipment you specified. You can add parts to the cart directly from the search results, or click on part to learn more about it.

You can now add the recommended quantities to your order and click on [Add to cart](#).

You can always check back in your [shopping cart](#) for the list of items in your cart and the quantities.

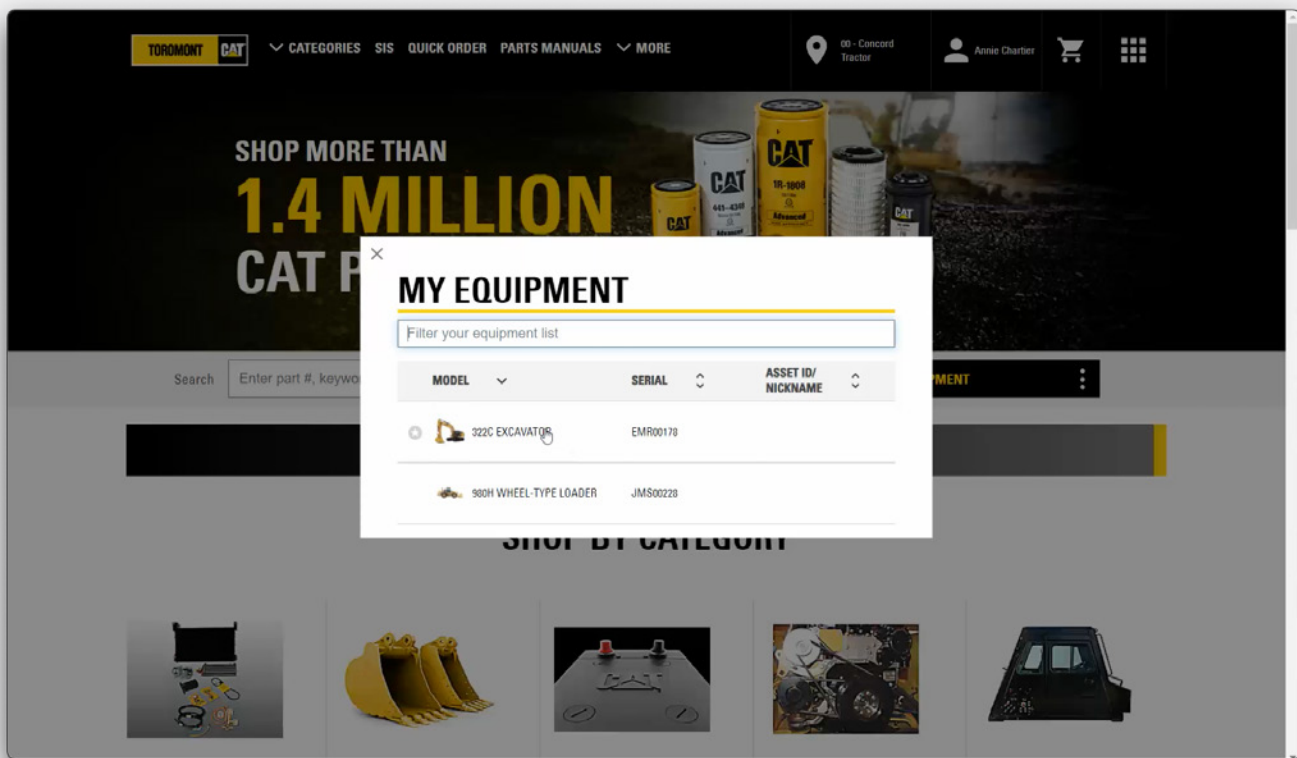
The screenshot displays the CAT SIS 2.0 web application. At the top, the header shows 'CAT SIS 2.0' and a search bar. The breadcrumb trail indicates the location: 'Off-Highway Truck > Truck > 785F AC > ERM'. The left sidebar lists 'Systems And Components' with 'Alarm GP' selected. The main area shows a 3D model of a component with callouts 1 and 2. The right panel, titled 'Entire Group', shows details for '3E-6328 ALARM GP' and a table of individual parts.

Part Number	Part Name	Quantity	Reqd	+	-	+	-
1	102-8802 Kit-Receiver (2-PIN)	1	1	+	-	+	-
(INCLUDES RECEPTACLE AS & WEDGE)							
2	8T-8729 Pin-Connector (16-GA To 20-GA)	2	2	+	-	+	-

SIS

As an alternative, if you are familiar with our advanced parts books system SIS 2.0, you can click on [SIS](#) and use it to build your parts list.

Once you have your parts list created, click on [Order Parts](#) in SIS 2.0 to bring the list of parts into Parts.Cat.Com's Quick Order form, and add them to your cart. This process is covered in more detail in a separate video.



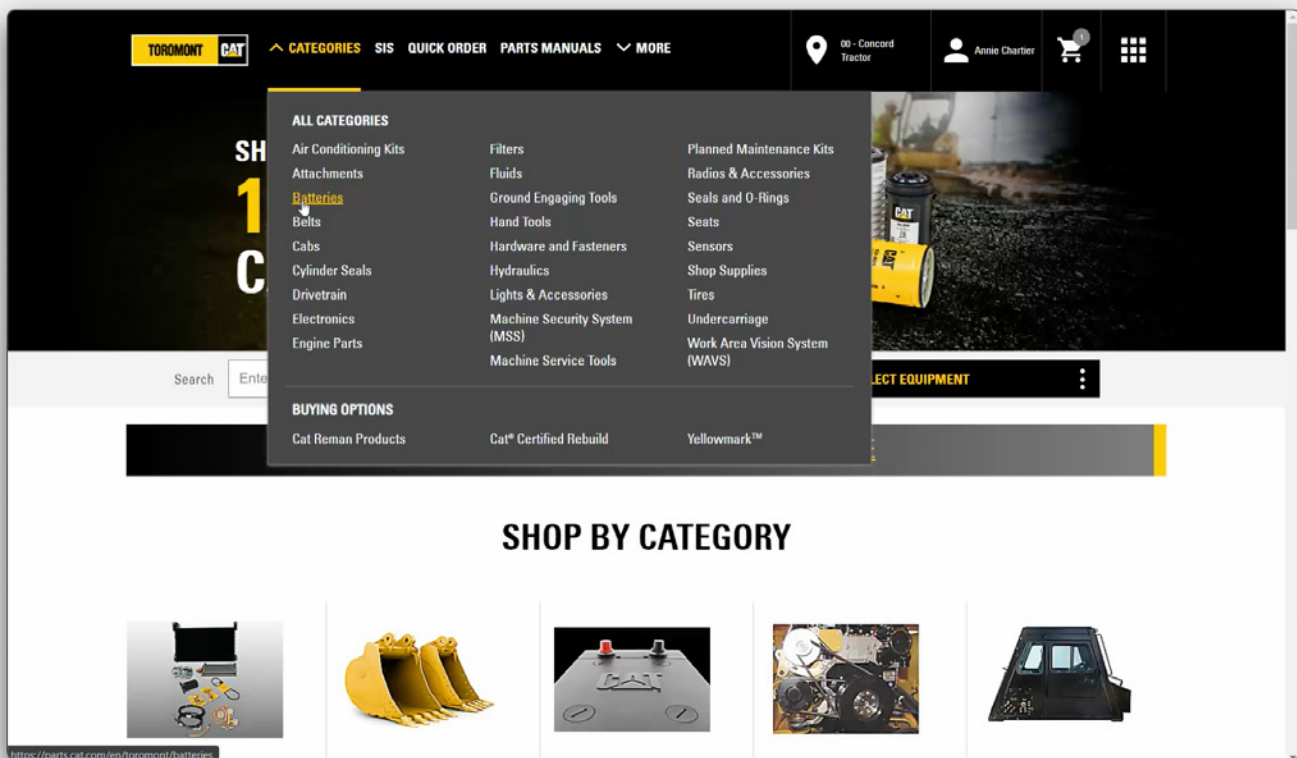
Select Equipment

Let's go back to the homepage to see another option for searching with your equipment serial number.

Click on **Select**. You can enter it along with a part keyword on the homepage here. Once again you can enter the serial number manually, or select from a list of equipment set up by Toromont Cat. Now click on **Find Parts**.

The search results will be limited to the items that fit the equipment you specified. You can add parts to the cart directly from the search results, or click on part to learn more about it. You can also change your search parameters at the top of the page.

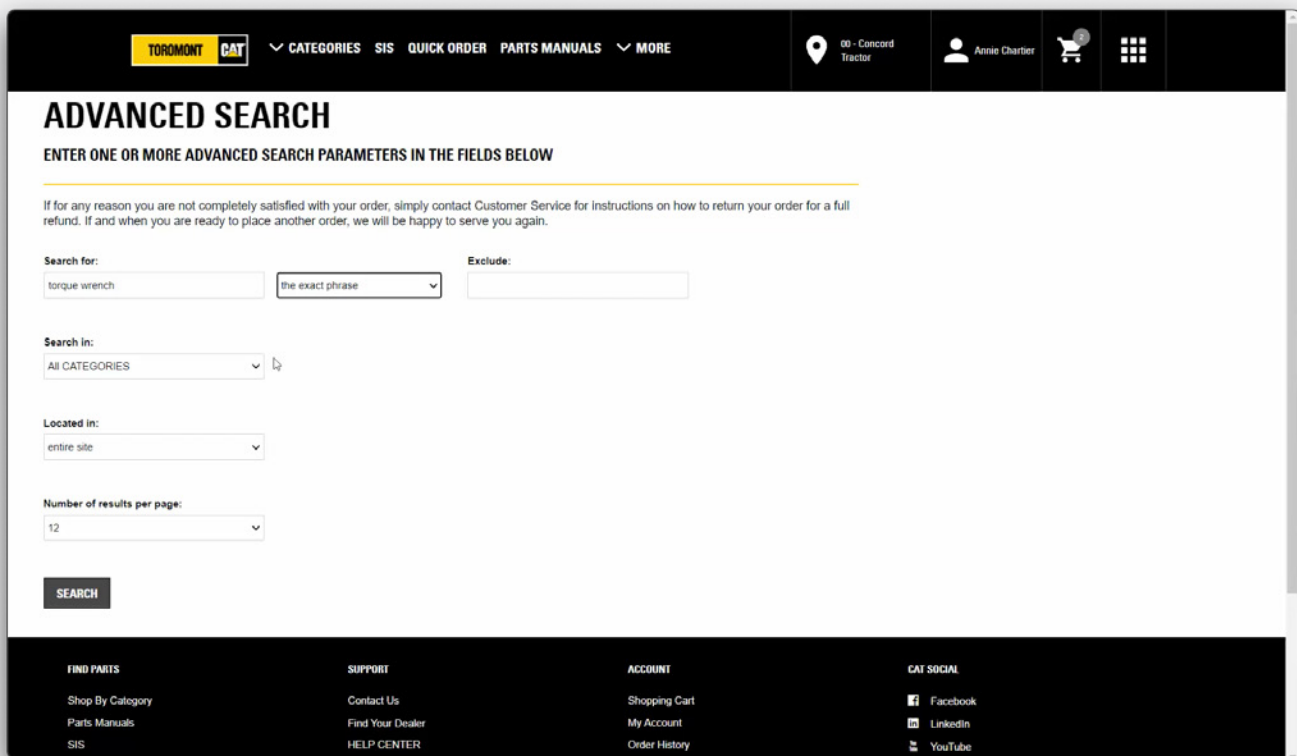
You can add items to your cart by clicking on **Add to cart**.



Shop by Category

Now, what if you don't have a part number or serial number? One option is [Shop by Category](#).

Using the Categories, Sub-Categories, and the specification options on the left, you can narrow in on the options that will fit your needs, compare them side-by-side, and add items to your cart.

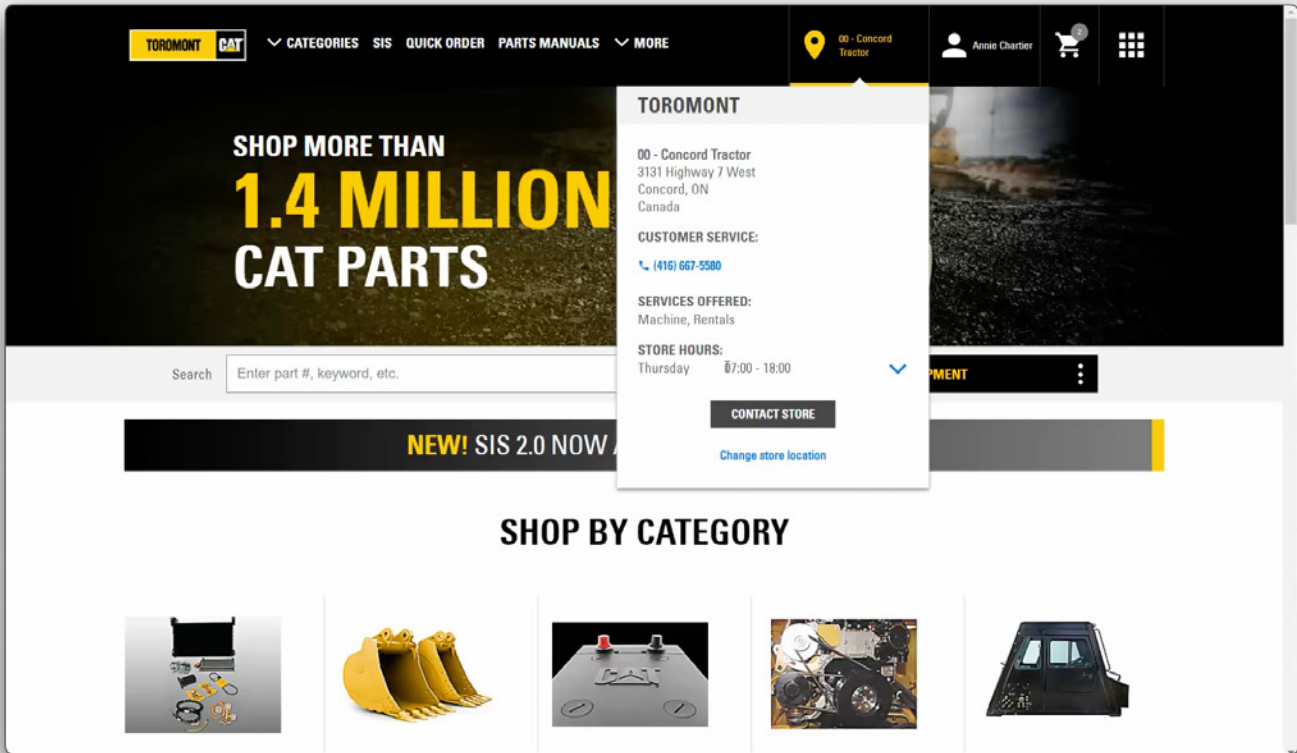


Search

The last option is the Search function available in the center of the page. Type in any keywords or products and you'll get suggested items you can choose from.

You can select your specifications on the left, and click on [Add to cart](#) to select the items and place them in your shopping cart.

You can also use the [Advanced Search](#) function to add one or several parameters to your search. Once the fields are entered, click on [Search](#).



Local Contact Information

As always, Toromont Cat is ready to assist with your parts buying experience. Just mouse over the store you are shopping with for their local contact information.